

- Compact Version
- Band-Pass Filter
- FM Band 87.5-108 MHz

Standard resonant two cavity filters. Also available as threecavity and four cavity models. Can be used to build multi-channel combiners.

Using our industry-leading cavity filter design, the filter provides a one-time-buy filtering solution for broadcasters located at multiple-user sites.



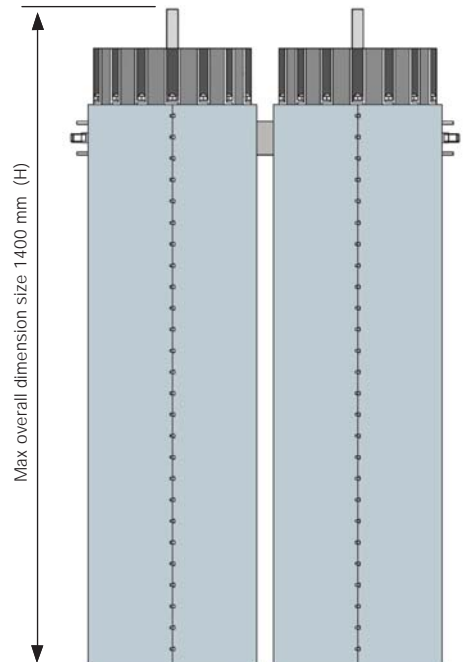
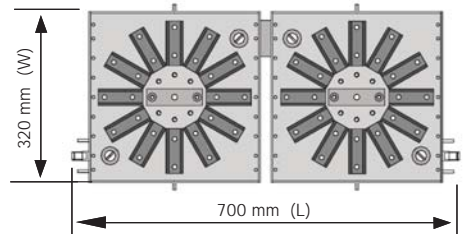
TYPICAL SPECIFICATIONS

Model	FFC10/C compact version
Impedance	50 Ohm
Frequency Range	87.5+108 MHz
VSWR ±150 KHz	1.1:1 Max
Insertion Loss	≤ 0.15 dB
Return Loss ±150 KHz	≤ -26 dB
Rejection	per customer's requirements (Typically -14dB already at 1MHz)
Connectors	1+5/8" Input-Output (Option 3+1/8")
Max Power	10 KW
Temperature Range	-20°C ÷ +50°C
Color	Enamel gray ral 7001
Materials	Aluminium, silver brass, copper, PTFE, stainless steel, silver plated (min 12µ thickness)

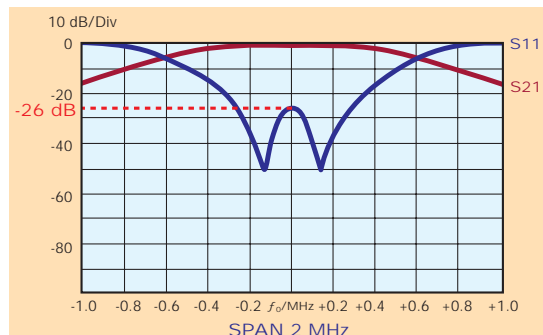
- Modular design
- Distortion – Free
- Available configurations with 2, 3 or 4 cavities
- Low loss, high isolation
- Forced air cooling

No Rack Version

Dimensions	1400 (Max size) x 700 x 320 mm (55.1-Max Size-X27.6x12.6 inch) (HxLxW)
Net Weight	≅ 46 Kg (double cavity)



Typical shape for S11 and S12



"These specifications are subject to change without notice"