


Model FFC3

- Band-Pass Filter
- FM Band 87.5-108 MHz



Standard resonant two cavity filters. Also available as threand four cavity models. Can be used to buid multi-channel combiners.

Using our industry-leading cavity filter design, the filter provides a one-time-buy filtering solution for broadcasters located at multiple-user sites.


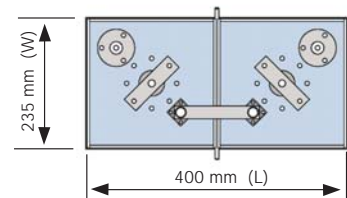
TYPICAL SPECIFICATIONS

Model	FFC3
Impedance	50 Ohm
Frequency Range	87.5+108 MHz
VSWR ± 150 KHz	1.1:1 Max
Insertion Loss	at f_0 0.25 dB Max
Return Loss ± 150 KHz	≤ -26 dB
Rejection	per customer's requirements (Typically -14dB already at 1MHz)
Connectors	7/8" EIA Input-Output
Max Power	3 KW
Temperature Range	-20°C \div +50°C
Color	Enamel gray ral 7001
Materials	Aluminium, silver brass, copper, PTFE, stainless steel, silver plated (min 12 μ thickness)

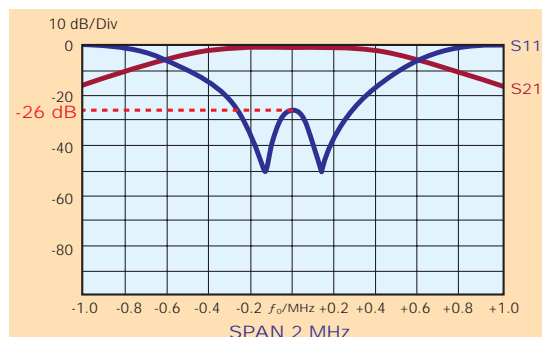
- Distortion – Free
- Available configuration with 2, 3 or 4 cavities
- Low loss, high isolation
- Natural convection

No Rack Version

Dimensions	1300 (Max size) x 400 x 235 mm (51.2-Max Size-x15.7x9.2 inch) (HxLxW)
Net Weight	\cong 25 Kg (double cavity)



Typical shape for S11 and S21



"These specifications are subject to change without notice"