

- 3 Channel Combiner
- Star Point Type
- FM Band 87.5-108 Mhz

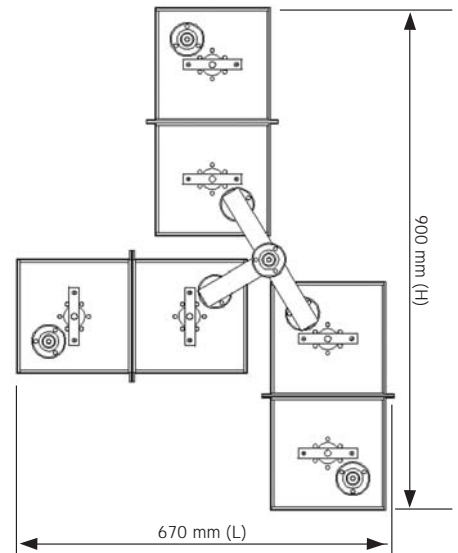

The star point combiner basically consists of connecting several transmitters in parallel to a single antenna system through suitable bandpass filters, each tuned to each individual transmitter frequency.

The parallel connection is obtained by means of coaxial lines of determined length, to provide for adequate isolation between transmitters.

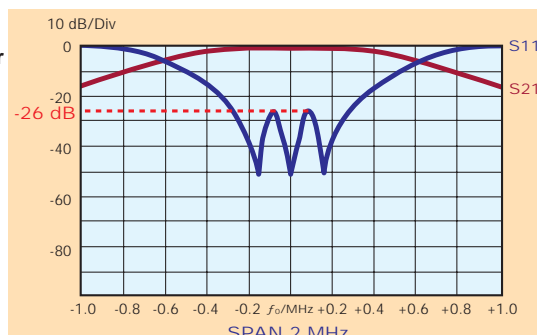
### TYPICAL SPECIFICATIONS

<b>Model</b>	FTCSDC1 - FTCSDC2 - Type STAR POINT
<b>Impedance</b>	50 Ohm
<b>Frequency Range</b>	87.5÷108 MHz
<b>VSWR ±150 KHz</b>	1.1:1 Max
<b>Insertion Loss</b>	at $f_0$ 0.28 dB Max
<b>Return Loss ±150 KHz</b>	≤ -26 dB
<b>Isolation ±2.5 MHz</b>	≥ 30 dB
<b>No. of input</b>	3
<b>No. of output</b>	1
<b>Connectors</b>	Input 7/16" Output EIA 7/8" (FTCSDC1) Input EIA 7/8" Output EIA 1+5/8" (FTCSDC2)
<b>Max Power</b>	1000W X 3 Channels (FTCSDC1) 2000W X 3 Channels (FTCSDC2)
<b>Temperature Range</b>	-20°C + +50°C
<b>Color</b>	Enamel gray ral 7001
<b>Materials</b>	Aluminium, silver brass, copper, PTFE, stainless steel, silver plated (min 12μ thickness)

- Distortion - Free
- Starpoint system with double bandpass cavity filters
- Starpoint system with triple bandpass cavity filters (optional configuration)
- Low loss, high isolation
- Natural convection
- Optional group delay equalizer



Typical shape for S11 and S12 for single filter



"These specifications are subject to change without notice"