

Model FTCSTC05

- 3 Channel Combiner
- Star Point Type
- FM Band 87.5-108 Mhz

The star point combiner basically consists of connecting several transmitters in parallel to a single antenna system through suitable bandpass filters, each tuned to each individual transmitter frequency.

The parallel connection is obtained by means of coaxial lines of determined length, to provide for adequate isolation between transmitters.

TYPICAL SPECIFICATIONS

Model	FTCSTC05 - Type STAR POINT
Impedance	50 Ohm
Frequency Range	87.5±108 MHz
VSWR ±150 KHz	1.1:1 Max
Insertion Loss	at f_0 0.65 dB Max
Return Loss ±150 KHz	≤ -26 dB
Isolation ±2.0 MHz	≥ 30 dB
No. of input	3
No. of output	1
Connectors	Output 7/16" - Opt. N and 7/8" Output N - Opt. 7/16" and 7/8"
Max Power	600 W X 3 CHANNELS
Temperature Range	-20°C ÷ +50°C
Color	Enamel gray ral 7001
Materials	Aluminium, silver brass, copper, PTFE, stainless steel, silver plated (min 12µ thickness)

- Distortion – Free
- Starpoint system with triple bandpass cavity filters
- Low loss, high isolation
- Natural convection
- Modular design
- Optional group delay equalizer


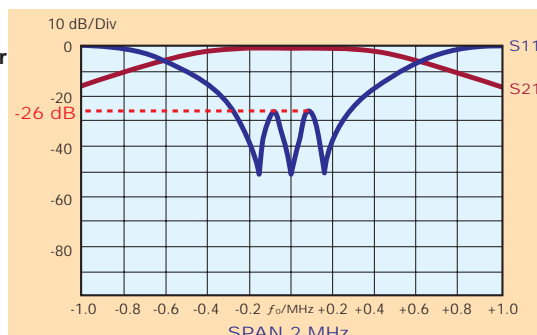
No Rack Version

Dimensions	530 x 400 x 680 mm (20.8 x 15.7 x 26.8 inch) (HxLxW)
Net Weight	≅ 70 Kg

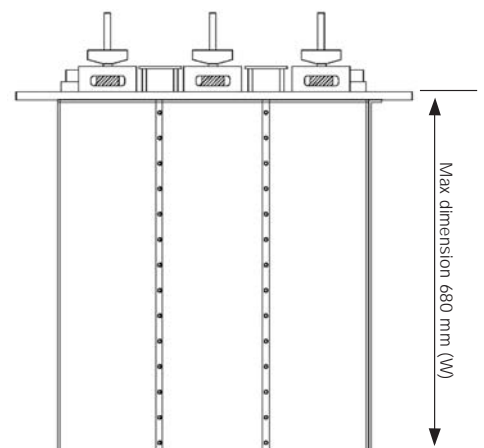
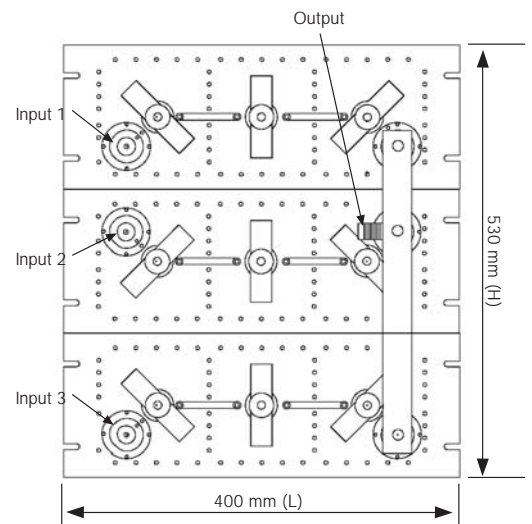
Rack Version (optional)

Panel Size	12 HE (1 HE = 44.45 mm)
Net Weight	≅ 70 Kg

Typical shape for S11 and S21 for single filter



Shown with optional rack mounting chassis



"These specifications are subject to change without notice"